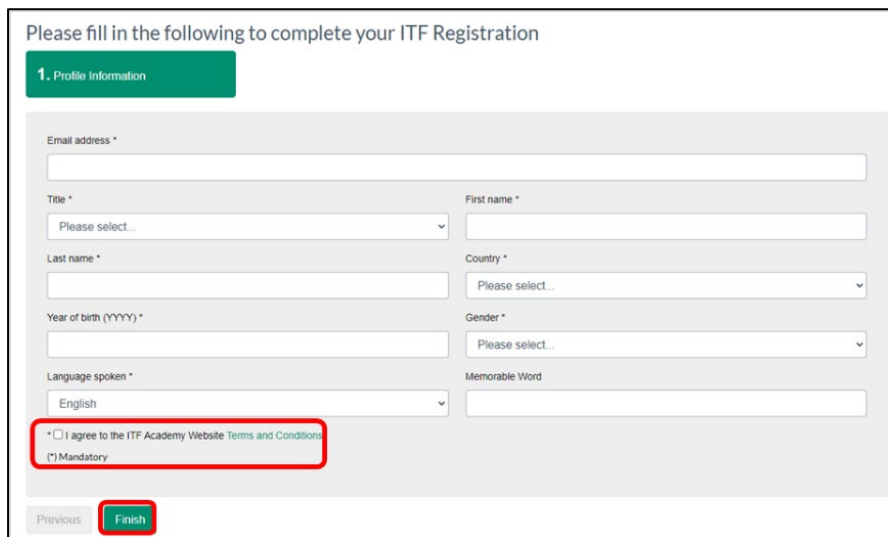


This guide is provided to support players with a Juniors IPIN to complete the ITF World Tennis Tour Juniors requirement ([Regulation 4e](#)) of completing three (3) mandatory courses. Players must complete the required courses by Monday 25 September 2023 to retain access to the IPIN Online Entry system.

Registering to the ITF Academy

1. [Click here to register to the ITF Academy](#)
2. Complete the details in the form where a red asterisk is present. (*=Mandatory).

You MUST use same email address that is registered with your IPIN account.



Please fill in the following to complete your ITF Registration

1. Profile Information

Email address *

Title *
Please select...

First name *

Last name *

Country *
Please select...

Year of birth (YYYY) *

Gender *
Please select...

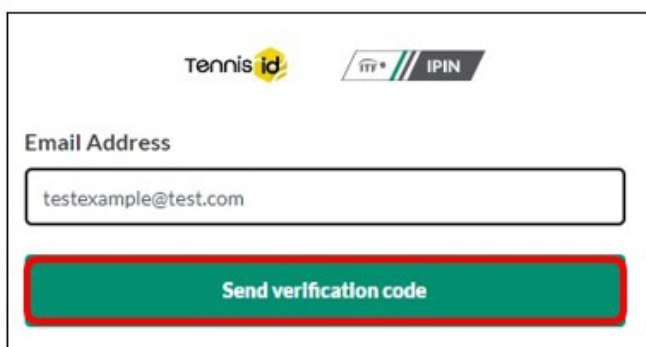
Language spoken *
English

Memorable Word

I agree to the ITF Academy Website Terms and Conditions
(*Mandatory)

Previous **Finish**

3. Enter your email address again (**same email as used for IPIN/registered above**) and click 'Send verification code'. The code will be sent to your **registered** email address. Please check your junk/spam folder if you do not receive this in your inbox.



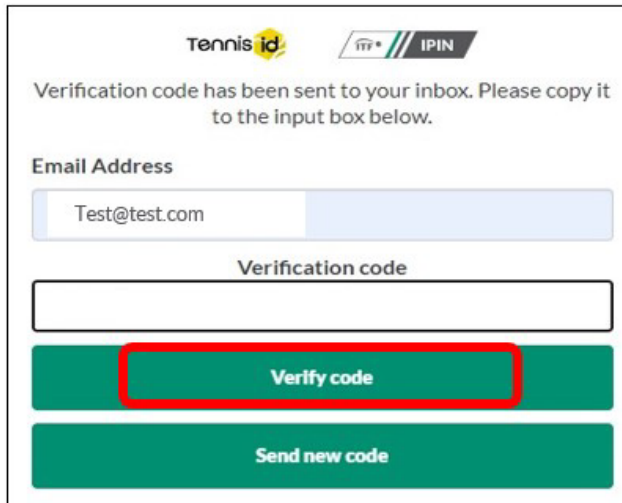
Tennis ID IPIN

Email Address

testexample@test.com

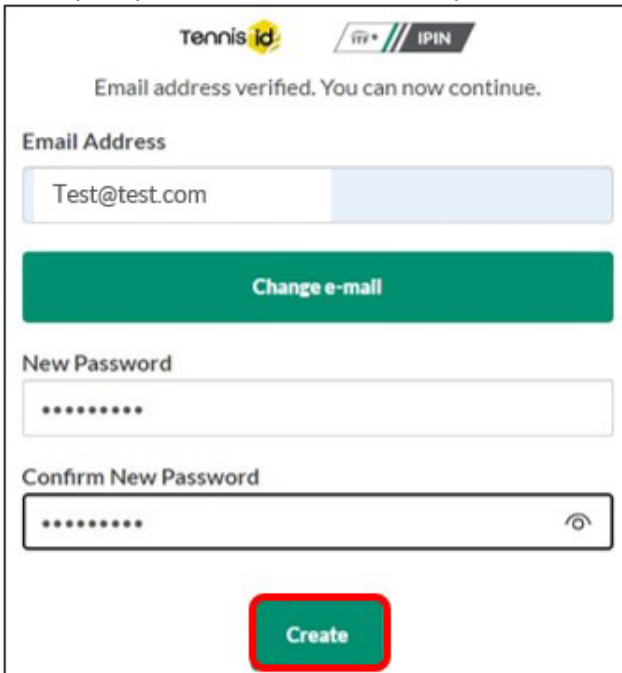
Send verification code

4. Enter the code then click 'Verify code'. Please note that the verification code cannot contain any blank spaces if you are copying and pasting.



The screenshot shows the ITF ID verification interface. At the top, there are logos for 'Tennis id' and 'ITF IPIN'. Below the logos, a message states: 'Verification code has been sent to your inbox. Please copy it to the input box below.' There is an 'Email Address' field containing 'Test@test.com'. Below this is a 'Verification code' input field. At the bottom, there are two green buttons: 'Verify code' (highlighted with a red box) and 'Send new code'.

5. Enter your password and confirm the password.



The screenshot shows the ITF ID account creation interface. At the top, there are logos for 'Tennis id' and 'ITF IPIN'. Below the logos, a message states: 'Email address verified. You can now continue.' There is an 'Email Address' field containing 'Test@test.com'. Below this is a green button labeled 'Change e-mail'. There are two password fields: 'New Password' and 'Confirm New Password', both containing masked characters (dots). At the bottom, there is a green button labeled 'Create' (highlighted with a red box).

Caution! Your password must contain:

- At least 6 characters
- At least one special character `!@$$%^&*()_{}|`
- At least one number (0-9)

6. Click on 'Create' and you will go through to your ITF Academy account.

How to Complete the Mandatory Courses




- To access the mandatory courses, log into your ITF Academy account first, then click the below links to access the 3 mandatory courses:

[ITF World Tennis Tour Juniors \(1\) - Pre-Tournament](#)

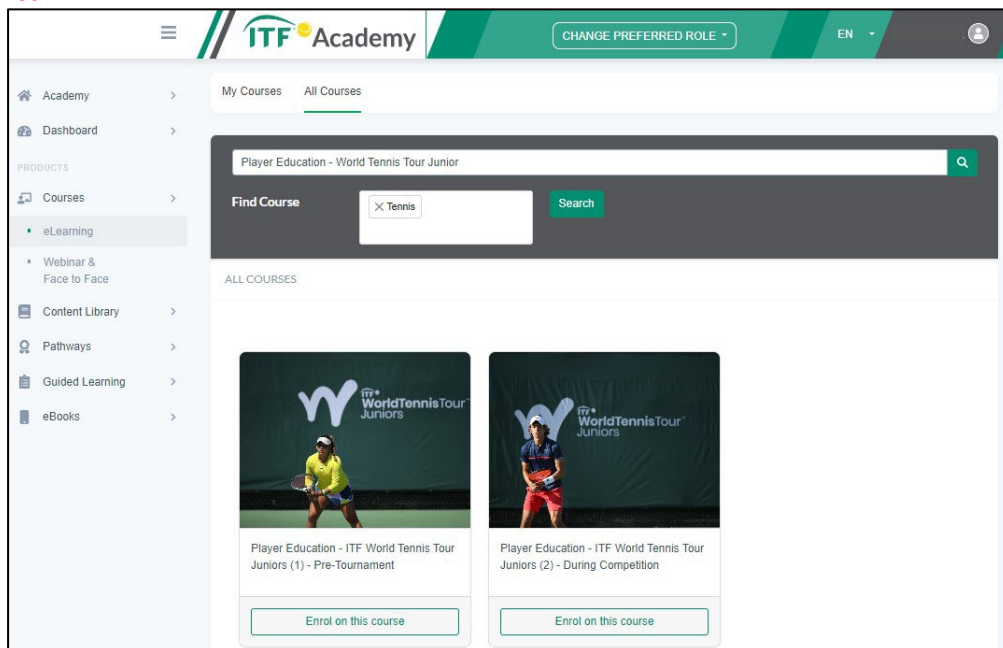
[ITF World Tennis Tour Juniors \(2\) - During Competition](#)

[An Introduction to Values and Integrity in Tennis](#)

- You will be directed to the course enrolling page. Select 'Enrol on this course'.

<p>Player Education - ITF World Tennis Tour Juniors (1) - Pre-Tournament</p>  <p>About this course This online short course will explain the most important things you need to know about competing on the ITF World Tennis Tour Juniors (WTTJ). The course will introduce you to age eligibility and tournament formats, entry definitions and procedures, multiple entries and commitment to a tournament, entry releases, and final year releases. This online course will take you approximately 20 minutes to complete and your progress will be saved throughout giving you flexibility to study at your own pace. At the end of this course you can download your certificate of completion for this specific subject. Enrol on this course.</p> <p>Enrol on this course. It's free!</p>	<p>Player Education - ITF World Tennis Tour Juniors (2) - During Competition</p>  <p>About this course This online short course will explain the most important things you need to know about competing on the ITF World Tennis Tour Juniors (WTTJ). This course will introduce you to on-court procedures, interpretations of play, medical fitness and code of conduct. This online course will take you approximately 20 minutes to complete and your progress will be saved throughout giving you flexibility to study at your own pace. At the end of this course you can download your certificate of completion for this specific subject. Enrol on this course.</p> <p>Enrol on this course. It's free!</p>	<p>An Introduction to Values and Integrity in Tennis</p>  <p>About this course In this module, we will explore what it means to have good integrity in tennis and provide an overview of the key values of the Tennis Anti-Corruption Program (TACP) and Tennis Anti-Doping Programme (TADP). At the end of the module, you will be able to answer the following questions: <ul style="list-style-type: none"> What does integrity mean? What are the key integrity values in tennis? How can TADP help you to be a better player? How to contact the ITA if you need more information or support? Your progress will be saved throughout the course, enabling you with the flexibility to leave and return when you want. Enrol on this course.</p> <p>Enrol on this course. It's free!</p>
---	--	---

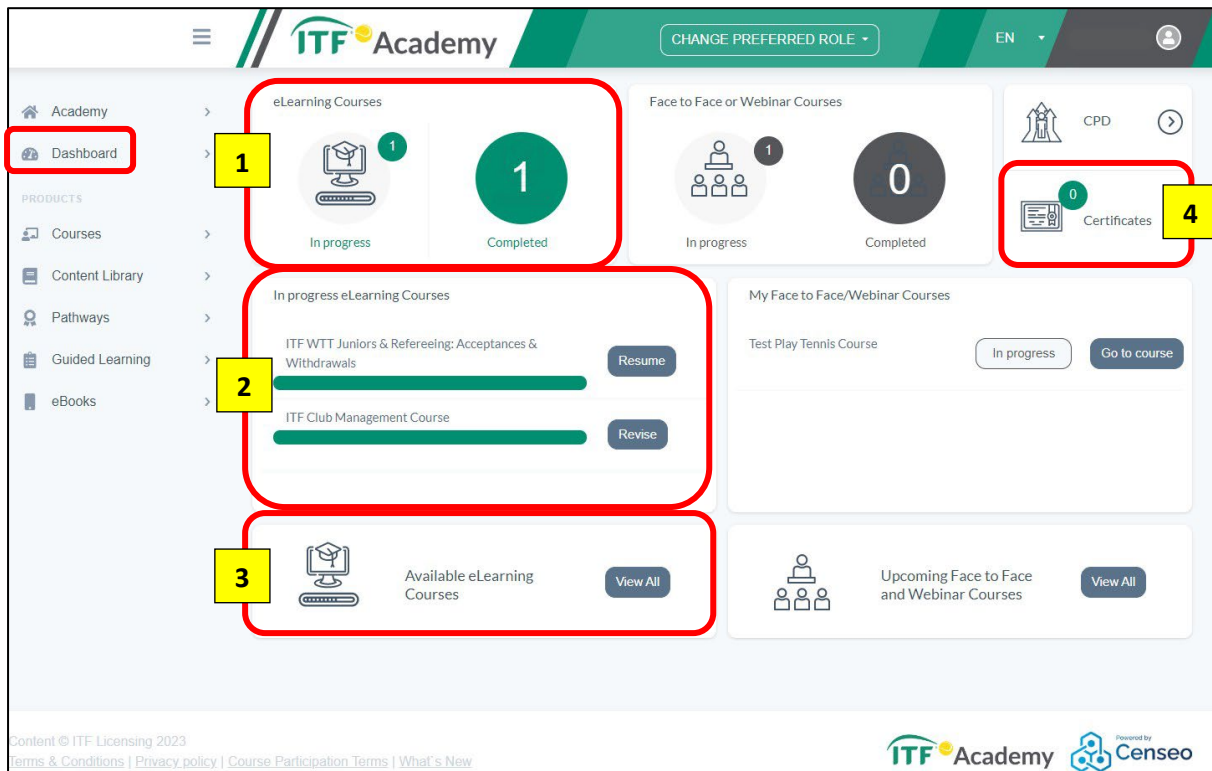
- Alternatively, if the links above are not working, click **Courses -> eLearning -> All Courses -> Type the relevant Course name -> Search -> 'Enrol on this course'**



The screenshot shows the ITF Academy website interface. The top navigation bar includes the ITF Academy logo, a 'CHANGE PREFERRED ROLE' button, and a user profile icon. The left sidebar contains a menu with options: Academy, Dashboard, PRODUCTS, Courses, eLearning, Webinar & Face to Face, Content Library, Pathways, Guided Learning, and eBooks. The main content area shows a search bar with the text 'Player Education - World Tennis Tour Junior'. Below the search bar is a 'Find Course' section with a dropdown menu set to 'Tennis' and a 'Search' button. The results section, titled 'ALL COURSES', displays two course cards. The first card is for 'Player Education - ITF World Tennis Tour Juniors (1) - Pre-Tournament' and the second is for 'Player Education - ITF World Tennis Tour Juniors (2) - During Competition'. Both cards feature a thumbnail image of a tennis player and an 'Enrol on this course' button.

Dashboard – How to Resume a Course / Access Other Courses / Finding Certificates

Once you logged into your account, you can see your Dashboard by clicking on the left side menu. These can be clicked which will direct you to the corresponding pages.



The screenshot shows the ITF Academy dashboard interface. The left sidebar contains a menu with 'Dashboard' highlighted. The main content area is divided into several sections:

- 1**: A summary card for 'eLearning Courses' showing 1 'In progress' and 1 'Completed' course.
- 2**: A list of 'In progress eLearning Courses' with 'Resume' and 'Revise' buttons for 'ITF WTT Juniors & Refereeing: Acceptances & Withdrawals' and 'ITF Club Management Course'.
- 3**: A card for 'Available eLearning Courses' with a 'View All' button.
- 4**: A 'Certificates' card showing 0 certificates.

At the bottom of the dashboard, there is a footer with copyright information and logos for ITF Academy and Censeo.

Referring to the number indicated in **yellow** above:

1. View your 'In progress / Completed' eLearning courses
2. Click 'Resume' to continue your 'In progress' eLearning courses
3. Click 'View All' to see all available eLearning courses
4. View your certificates if courses are completed